

REFRIGERATION UNIT



AIR COOLED CONDENSERS
CONDENSING UNITS
UNIT COOLERS



C.I. Group Public Co., Ltd.

1/1 Moo 7 Bangkoowad Rd., Bangkoowad
Muang Pathumthani 12000 Thailand

Email: cigroup@coilinter.com
www.cigpcl.com

Tel: (+66) 02-976-5290
Line: @cigcare

REFRIGERATION UNIT

AIR COOLED CONDENSERS	1-3
UNIT COOLERS	4-5
CONDENSING UNITS	6-9



Line @CIGCARE

AIR COOLED CONDENSERS

ALFA SERIES



Model	Figure	Heat Reject	Fan (380V/3PH/50Hz)		Dimension			Connection Tube	
		@TD 15K, R22 (kW)	Diameter (mm)	Qty.	A (mm)	B (mm)	C (mm)	Inlet (in)	Outlet (in)
ALFA 006T	1	6.5	350	1	460	526	250	5/8"	1/2"
ALFA 009T	1	9.0	400	1	511	586	250	5/8"	1/2"
ALFA 010T	1	10.5	400	1	511	586	250	5/8"	1/2"
ALFA 013T	1	13.2	450	1	561	631	300	7/8"	1/2"
ALFA 014T	2	13.6	350	2	460	982	250	5/8"	1/2"
ALFA 017T	1	17.5	500	1	663	711	300	7/8"	1/2"
ALFA 018T	2	18.0	400	2	511	1,102	250	5/8"	1/2"
ALFA 019T	1	19.4	550	1	714	766	330	7/8"	5/8"
ALFA 023T	1	22.9	550	1	714	766	330	7/8"	5/8"
ALFA 026T	2	26.4	450	2	561	1,192	300	7/8"	1/2"
ALFA 028T	1	27.9	630	1	816	846	330	1-1/8"	7/8"
ALFA 033T	1	33.2	630	1	816	846	330	1-1/8"	7/8"
ALFA 035T	2	35.5	500	2	663	1,352	300	7/8"	1/2"
ALFA 038T	2	38.8	550	2	714	1,462	330	7/8"	5/8"
ALFA 045T	2	45.8	550	2	714	1,462	330	7/8"	5/8"
ALFA 052T	3	52.6	500	3	663	1,993	300	7/8"	1/2"
ALFA 055T	2	55.8	630	2	816	1,622	330	1-1/8"	7/8"
ALFA 058T	3	58.1	550	3	714	2,158	330	7/8"	5/8"
ALFA 066T	2	66.4	630	2	816	1,622	330	1-1/8"	7/8"
ALFA 068T	3	68.6	550	3	714	2,158	330	7/8"	5/8"
ALFA 072T	4	72.3	500	4	1,324	1,352	300	1-3/8"	7/8"
ALFA 078T	4	77.5	550	4	1,425	1,462	330	1-3/8"	7/8"
ALFA 083T	3	83.7	630	3	816	2,398	330	1-1/8"	7/8"
ALFA 091T	4	91.5	550	4	1,426	1,262	330	1-3/8"	7/8"
ALFA 099T	3	99.6	630	3	816	2,398	330	1-1/8"	7/8"
ALFA 111T	4	111.6	630	4	1,629	1,622	330	1-3/8"	7/8"
ALFA 132T	4	132.8	630	4	1,629	1,622	330	1-3/8"	7/8"

Conversion factor

HR@TD15K = HR@TD8K / 0.47
 HR@TD15K = HR@TD10K / 0.63
 HR@TD15K = HR@TD12K / 0.75

HR@R22 = HR@R404A&R507 / 1.04
 HR@R22 = HR@R134A / 0.97

220V Fan motor can customized for fan size 300, 350 and 400mm.

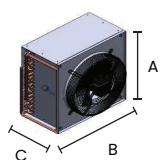


Figure no. 1



Figure no. 2



Figure no. 3



Figure no. 4



AIR COOLED CONDENSERS

BETA SERIES

Model	Figure	Heat Reject	Fan (380V/3PH/50Hz)		Dimension			Connection Tube	
		@TD 10K, R22 (kW)	Diameter (mm)	Qty.	A (mm)	B (mm)	C (mm)	Inlet (in)	Outlet (in)
BETA 022V-S	1	21.9	630	1	973	1,090	330	1-1/8"	3/4"
BETA 025V-S	1	25.4	630	1	973	1,090	330	1-1/8"	3/4"
BETA 044V-S	1	43.9	630	2	973	2,005	330	1-3/8"	7/8"
BETA 050V-S	1	50.8	630	2	973	2,005	330	1-3/8"	7/8"
BETA 066V-S	1	65.8	630	3	973	2,919	330	1-5/8"	1-1/8"
BETA 076V-S	1	76.2	630	3	973	2,919	330	1-5/8"	1-1/8"
BETA 088V-S	1	87.7	630	4	973	3,834	330	2-1/8"	1-3/8"
BETA 101V-S	1	101.6	630	4	973	3,834	330	2-1/8"	1-3/8"
BETA 088V-D	2	87.7	630	4	1,888	2,005	330	1-3/8"	7/8"
BETA 101V-D	2	101.6	630	4	1,888	2,005	330	1-3/8"	7/8"
BETA 132V-D	2	131.6	630	6	1,888	2,919	330	1-5/8"	1-1/8"
BETA 152V-D	2	152.5	630	6	1,888	2,919	330	1-5/8"	1-1/8"
BETA 175V-D	2	175.4	630	8	1,888	3,834	330	2-1/8"	1-3/8"
BETA 203V-D	2	203.3	630	8	1,888	3,834	330	2-1/8"	1-3/8"
BETA 022H-S	3	21.9	630	1	973	1,090	330	1-1/8"	3/4"
BETA 025H-S	3	25.4	630	1	973	1,090	330	1-1/8"	3/4"
BETA 044H-S	3	43.9	630	2	973	2,005	330	1-3/8"	7/8"
BETA 050H-S	3	50.8	630	2	973	2,005	330	1-3/8"	7/8"
BETA 066H-S	3	65.8	630	3	973	2,919	330	1-5/8"	1-1/8"
BETA 076H-S	3	76.2	630	3	973	2,919	330	1-5/8"	1-1/8"
BETA 088H-S	3	87.7	630	4	973	3,834	330	2-1/8"	1-3/8"
BETA 101H-S	3	101.6	630	4	973	3,834	330	2-1/8"	1-3/8"
BETA 088H-D	4	87.7	630	4	1,888	2,005	330	1-3/8"	7/8"
BETA 101H-D	4	101.6	630	4	1,888	2,005	330	1-3/8"	7/8"
BETA 132H-D	4	131.6	630	6	1,888	2,919	330	1-5/8"	1-1/8"
BETA 152H-D	4	152.5	630	6	1,888	2,919	330	1-5/8"	1-1/8"
BETA 175H-D	4	175.4	630	8	1,888	3,834	330	2-1/8"	1-3/8"
BETA 203H-D	4	203.3	630	8	1,888	3,834	330	2-1/8"	1-3/8"

Conversion factor

HR@TD10K = HR@TD8K / 0.75
HR@TD10K = HR@TD12K / 1.20

HR@R22 = HR@R404A&R507 / 1.04
HR@R22 = HR@R134A / 0.97

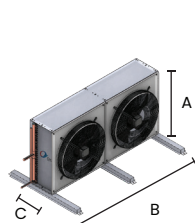


Figure no. 1



Figure no. 2




Figure no. 3



Figure no. 4

AIR COOLED CONDENSERS

DELTA SERIES



Model	Figure	Heat Reject @R22			Fan (380V/3PH/50Hz)		Dimension			Connection Tube	
		TD=8K (kW)	TD=10K (kW)	TD=12K (kW)	Diameter (mm)	Qty.	A (mm)	B (mm)	C (mm)	Inlet (in)	Outlet (in)
DELTA 048-S	1	36.4	48.5	58.2	800	1	1,150	1,345	1,220	1-1/8"	1-1/8"
DELTA 053-S	1	40.0	53.3	64	800	1	1,150	1,345	1,220	1-1/8"	1-1/8"
DELTA 097-S	1	72.7	96.9	116.3	800	2	1,150	2,415	1,220	1-3/8"	1-3/8"
DELTA 106-S	1	80	106.6	127.9	800	2	1,150	2,415	1,220	1-3/8"	1-3/8"
DELTA 145-S	1	109.1	145.4	174.5	800	3	1,150	3,480	1,220	1-5/8"	1-3/8"
DELTA 160-S	1	119.9	159.9	191.9	800	3	1,150	3,480	1,220	1-5/8"	1-3/8"
DELTA 193-S	1	145.4	193.8	232.6	800	4	1,150	4,550	1,220	2-1/8"	1-5/8"
DELTA 213-S	1	159.9	213.2	255.8	800	4	1,150	4,550	1,220	2-1/8"	1-5/8"
DELTA 179-D	2	134.6	179.4	215.3	800	4	2,150	2,415	1,220	2-1/8"	1-3/8"
DELTA 200-D	2	150.2	200.2	240.2	800	4	2,150	2,415	1,220	2-1/8"	1-3/8"
DELTA 269-D	2	201.9	269.2	323.0	800	6	2,150	3,480	1,220	2-1/8"	1-5/8"
DELTA 300-D	2	225.2	300.2	360.2	800	6	2,150	3,480	1,220	2-1/8"	1-5/8"
DELTA 359-D	2	269.2	358.9	430.7	800	8	2,150	4,550	1,220	2-5/8"	1-5/8"
DELTA 400-D	2	300.2	400.3	480.4	800	8	2,150	4,550	1,220	2-5/8"	1-5/8"
DELTA 448-D	2	336.5	448.6	538.3	800	10	2,150	5,615	1,220	2-5/8"	2-1/8"
DELTA 500-D	2	375.3	500.4	600.5	800	10	2,150	5,615	1,220	2-5/8"	2-1/8"

Conversion factor

HR@R22 = HR@R404A&R507 / 1.04
 HR@R22 = HR@R134A / 0.97

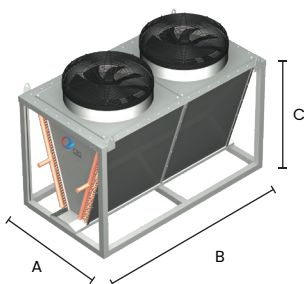


Figure no. 1




Figure no. 2



UNIT COOLERS

SINGLE DISCHARGE

Model	Figure	Cooling Capacity				Fan (50Hz)			Cooling Surface (m ²)	Electric Defrost		Dimension			Weight (Kg)	Connection Tube	
		R404A/ R507 (kW)				Diameter (mm)	Qty.	Air Throw (m.)		Coil (nXW)	Drain pan (nXW)	A (mm)	B (mm)	C (mm)		Inlet (in)	Outlet (in)
		Te=0°C ΔT=10K	Te=-8°C ΔT=8K	Te=-25°C ΔT=7K	Te=-31°C ΔT=6K												
Fin Space 4.5 mm.																	
UCL-SG-3014-H-3	1	3.27	2.19	1.56		300	1	9	9.9	4x400	400	460	700	430	24	1/2"	5/8"
UCL-SG-3024-H-3	2	6.74	4.44	3.52		300	2	10	19.8	4x800	800	460	1,090	430	41	1/2"	7/8"
UCL-SG-3034-H-3	3	10.26	6.79	5.25		300	3	11	29.7	4x1200	1,200	460	1,480	430	59	1/2"	1-1/8"
UCL-SG-3044-H-3	4	14.54	9.49	7.10		300	4	15	39.5	4x1300	1,300	460	1,870	430	76	5/8"	1-3/8"
UCL-SG-3514-H-3	1	4.66	3.04	2.51		350	1	11	11.4	4x450	450	460	760	430	25	1/2"	3/4"
UCL-SG-3524-H-3	2	9.40	6.13	5.09		350	2	12	22.8	4x850	850	460	1,210	430	43	1/2"	1-1/8"
UCL-SG-3534-H-3	3	14.59	9.69	7.29		350	3	13	34.2	4x1300	1,300	460	1,660	430	66	5/8"	1-3/8"
UCL-SG-3544-H-3	4	19.57	12.92	10.06		350	4	14	45.6	4x1500	1,500	460	2,210	430	82	5/8"	1-5/8"
UCL-SG-4014-H-3	1	6.22	4.10	3.17		400	1	12	14.8	4x500	500	530	810	460	31	1/2"	3/4"
UCL-SG-4024-H-3	2	12.38	8.28	5.97		400	2	13	29.6	4x1,000	1,000	530	1,310	460	54	1/2"	1-1/8"
UCL-SG-4034-H-3	3	18.1	12.16	8.48		400	3	14	44.4	4x1,300	1,300	530	1,810	460	78	5/8"	1-3/8"
UCL-SG-4044-H-3	4	23.85	16.06	11.02		400	4	15	59.1	4x1,800	1,800	530	2,310	460	102	5/8"	1-5/8"
UCL-SG-4514-H-3	1	8.52	5.76	5.15		450	1	13	26.5	5x750	750	600	1,095	460	42	1/2"	7/8"
UCL-SG-4524-H-3	2	17.55	11.86	7.96		450	2	14	53.1	5x1,350	1,350	600	1,880	460	80	5/8"	1-1/8"
UCL-SG-4534-H-3	3	26.91	18.18	16.79		450	3	15	79.6	5x2,000	2,000	600	2,665	460	116	5/8"	1-3/8"
UCL-SG-4544-H-3	4	31.04	21.12	22.27		450	4	16	106.1	5x2,800	2,800	600	3,450	460	153	5/8"	1-5/8"
UCL-SG-5014-H-3	1	12.98	8.79	5.90		500	1	15	53.1	4x900	900	655	1,435	595	67	1/2"	1-1/8"
UCL-SG-5024-H-3	2	26.39	17.87	12.90		500	2	16	106.1	4x1,800	1,800	655	2,465	595	122	5/8"	1-3/8"
UCL-SG-5034-H-3	3	38.17	25.97	17.88		500	3	17	159.2	4x2,300	2,300	655	3,495	595	178	5/8"	1-5/8"
UCL-SG-5044-H-3	4	52.48	35.66	25.10		500	4	18	212.2	4x3,500	3,500	655	4,525	595	233	7/8"	2-1/8"
Fin Space 6.0 mm.																	
UCL-SG-3016-H-3	1	2.86	1.91	1.39	1.17	300	1	9	7.6	4x400	400	460	700	430	23	1/2"	5/8"
UCL-SG-3026-H-3	2	5.73	3.78	2.98	2.48	300	2	10	15.2	4x800	800	460	1,090	430	39	1/2"	7/8"
UCL-SG-3036-H-3	3	8.75	5.79	4.54	3.85	300	3	11	22.8	4x1200	1,200	460	1,480	430	56	1/2"	1-1/8"
UCL-SG-3046-H-3	4	11.5	7.58	6.00	5.02	300	4	15	30.4	4x1300	1,300	460	1,870	430	72	5/8"	1-3/8"
UCL-SG-3516-H-3	1	3.94	2.57	2.12	1.76	350	1	11	8.8	4x450	450	460	760	430	24	1/2"	3/4"
UCL-SG-3526-H-3	2	7.93	5.17	4.30	3.57	350	2	12	17.5	4x850	850	460	1,210	430	41	1/2"	1-1/8"
UCL-SG-3536-H-3	3	12.53	8.33	6.38	5.46	350	3	13	26.3	4x1300	1,300	460	1,660	430	63	5/8"	1-3/8"
UCL-SG-3546-H-3	4	16.67	11.01	8.69	7.46	350	4	14	35.1	4x1500	1,500	460	2,210	430	78	5/8"	1-5/8"
UCL-SG-4016-H-3	1	5.32	3.51	2.75	2.35	400	1	12	11.4	4x500	500	530	810	460	30	1/2"	3/4"
UCL-SG-4026-H-3	2	10.76	7.20	5.31	4.40	400	2	13	22.7	4x1,000	1,000	530	1,310	460	52	1/2"	1-1/8"
UCL-SG-4036-H-3	3	15.9	10.69	7.64	6.28	400	3	14	34.1	4x1,300	1,300	530	1,810	460	75	5/8"	1-3/8"
UCL-SG-4046-H-3	4	21.04	14.19	9.99	8.83	400	4	15	45.5	4x1,800	1,800	530	2,310	460	98	5/8"	1-5/8"
UCL-SG-4516-H-3	1	7.61	5.15	3.50	3.48	450	1	13	20.4	5x750	750	600	1,095	460	39	1/2"	7/8"
UCL-SG-4526-H-3	2	15.6	10.55	7.25	7.15	450	2	14	40.8	5x1,350	1,350	600	1,880	460	74	5/8"	1-1/8"
UCL-SG-4536-H-3	3	23.82	16.10	10.12	9.82	450	3	15	61.2	5x2,000	2,000	600	2,665	460	107	5/8"	1-3/8"
UCL-SG-4546-H-3	4	28.33	19.29	13.69	13.66	450	4	16	81.6	5x2,800	2,800	600	3,450	460	141	5/8"	1-5/8"
UCL-SG-5016-H-3	1	11.28	7.65	5.63	4.55	500	1	15	40.4	4x900	900	655	1,435	595	62	1/2"	1-1/8"
UCL-SG-5026-H-3	2	22.83	15.50	11.48	9.33	500	2	16	80.8	4x1,800	1,800	655	2,465	595	112	5/8"	1-3/8"
UCL-SG-5036-H-3	3	33.55	22.87	16.21	12.94	500	3	17	121.2	4x2,300	2,300	655	3,495	595	163	5/8"	1-5/8"
UCL-SG-5046-H-3	4	45.76	31.15	22.54	18.16	500	4	18	161.6	4x3,500	3,500	655	4,525	595	213	7/8"	2-1/8"

UNIT COOLERS

SINGLE DISCHARGE



Model	Figure	Cooling Capacity				Fan (50Hz)			Cooling Surface (m ²)	Electric Defrost		Dimension			Weight (Kg)	Connection Tube	
		R404A/ R507 (kW)				Diameter (mm)	Qty.	Air Throw (m.)		Coil (nXW)	Drain pan (nXW)	A (mm)	B (mm)	C (mm)		Inlet (in)	Outlet (in)
		Te=0°C ΔT=10K	Te=-8°C ΔT=8K	Te=-25°C ΔT=7K	Te=-31°C ΔT=6K												
Fin Space 7.0 mm.																	
UCL-SG-3017-H-3	1		1.77	1.30	1.09	300	1	9	6.6	4x400	400	460	700	430	23	1/2"	5/8"
UCL-SG-3027-H-3	2		3.45	2.67	2.24	300	2	10	13.2	4x800	800	460	1,090	430	39	1/2"	7/8"
UCL-SG-3037-H-3	3		5.30	4.16	3.48	300	3	11	19.9	4x1200	1,200	460	1,480	430	56	1/2"	1-1/8"
UCL-SG-3047-H-3	4		7.45	5.38	4.79	300	4	15	26.5	4x1300	1,300	460	1,870	430	72	5/8"	1-3/8"
UCL-SG-3517-H-3	1		2.34	1.89	1.57	350	1	11	7.6	4x450	450	460	760	430	23	1/2"	3/4"
UCL-SG-3527-H-3	2		4.71	3.83	3.19	350	2	12	15.3	4x850	850	460	1,210	430	39	1/2"	1-1/8"
UCL-SG-3537-H-3	3		7.65	5.90	5.04	350	3	13	22.9	4x1300	1,300	460	1,660	430	60	5/8"	1-3/8"
UCL-SG-3547-H-3	4		10.08	7.99	6.88	350	4	14	30.6	4x1500	1,500	460	2,210	430	74	5/8"	1-5/8"
UCL-SG-4017-H-3	1		3.22	2.56	2.17	400	1	12	9.9	4x500	500	530	810	460	29	1/2"	3/4"
UCL-SG-4027-H-3	2		6.65	4.95	4.14	400	2	13	19.8	4x1,000	1,000	530	1,310	460	50	1/2"	1-1/8"
UCL-SG-4037-H-3	3		9.92	7.17	5.92	400	3	14	29.7	4x1,300	1,300	530	1,810	460	72	5/8"	1-3/8"
UCL-SG-4047-H-3	4		13.19	9.40	7.73	400	4	15	39.6	4x1,800	1,800	530	2,310	460	94	5/8"	1-5/8"
UCL-SG-4517-H-3	1		4.82	3.31	3.14	450	1	13	17.8	5x750	750	600	1,095	460	38	1/2"	7/8"
UCL-SG-4527-H-3	2		9.84	6.84	6.62	450	2	14	35.5	5x1,350	1,350	600	1,880	460	72	5/8"	1-1/8"
UCL-SG-4537-H-3	3		14.99	9.50	9.32	450	3	15	53.3	5x2,000	2,000	600	2,665	460	104	5/8"	1-3/8"
UCL-SG-4547-H-3	4		18.25	13.00	12.87	450	4	16	71.1	5x2,800	2,800	600	3,450	460	137	5/8"	1-5/8"
UCL-SG-5017-H-3	1		7.06	5.26	4.28	500	1	15	35.0	4x900	900	655	1,435	595	60	1/2"	1-1/8"
UCL-SG-5027-H-3	2		14.27	10.70	8.75	500	2	16	70.0	4x1,800	1,800	655	2,465	595	108	5/8"	1-3/8"
UCL-SG-5037-H-3	3		21.20	15.25	12.26	500	3	17	105.0	4x2,300	2,300	655	3,495	595	57	5/8"	1-5/8"
UCL-SG-5047-H-3	4		28.77	21.09	17.12	500	4	18	139.9	4x3,500	3,500	655	4,525	595	205	7/8"	2-1/8"

Refrigerant Conversion Factor

Te(-8°C)ΔT=8K : R404 = R134A/0.91
 Te(-8°C)ΔT=8K : R404 = R22/0.95
 Te(-25°C)ΔT=7K : R404 = R134A/0.85
 Te(-25°C)ΔT=7K : R404 = R22/0.95

Model Nomenclature

UCL-SG-3017-H-3

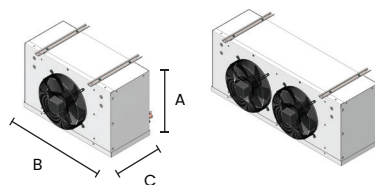
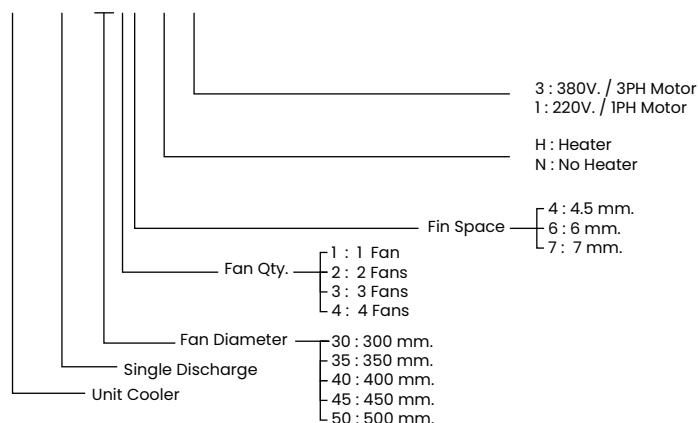


Figure no. 1

Figure no. 2




Figure no. 3

Figure no. 4

CONDENSING UNITS

LOW TEMPERATURE

Model	Compressor			Tc (°C)	Te (°C)							
	Type	HP	Max Operating Current (A)		0	-5	-10	-15	-20	-25	-30	
CDU-BZ-L3Z	4FES-3Y	3	9.5	35	Q	16.19	13.38	10.96	8.89	7.12	5.63	4.38
					P	4.09	3.94	3.72	3.47	3.18	2.87	2.54
				45	Q	13.45	11.12	9.10	7.37	5.89	4.64	3.59
					P	4.76	4.49	4.17	3.82	3.45	3.06	2.66
				55	Q	-	8.74	7.14	5.77	4.59	3.59	2.75
					P	-	4.90	4.49	4.06	3.60	3.14	2.67
CDU-BZ-L4Z	4EES-4Y	4	12.2	35	Q	20.48	16.94	13.89	11.28	9.04	7.15	5.56
					P	5.25	5.03	4.74	4.40	4.01	3.60	3.16
				45	Q	17.10	14.14	11.57	9.37	7.49	5.89	4.54
					P	6.13	5.76	5.34	4.87	4.36	3.84	3.32
				55	Q	-	11.22	9.16	7.39	5.87	4.58	3.49
					P	-	6.35	5.79	5.20	4.59	3.97	3.36
CDU-BZ-L5Z	4DES-5Y	5	14.5	35	Q	24.33	20.15	16.54	13.44	10.79	8.54	6.64
					P	6.21	5.95	5.61	5.21	4.75	4.26	3.75
				45	Q	20.44	16.89	13.83	11.79	8.94	7.03	5.42
					P	7.24	6.80	6.30	5.75	5.16	4.55	3.94
				55	Q	-	13.51	11.02	8.88	7.04	5.49	4.19
					P	-	7.49	6.84	6.15	5.44	4.72	4.02
CDU-BZ-L6Z	4CES-6Y	6	17.7	35	Q	29.45	24.37	19.99	16.22	13.00	10.26	7.95
					P	7.48	7.16	6.73	6.23	5.67	5.06	4.44
				45	Q	24.84	20.48	16.72	13.49	10.73	8.39	6.43
					P	8.67	8.13	7.51	6.82	6.10	5.36	4.61
				55	Q	-	16.52	13.42	10.75	8.48	6.57	4.97
					P	-	8.92	8.12	7.28	6.41	5.54	4.69
CDU-BZ-L7Z	4VE-7Y	7	16.6	35	Q	31.26	25.71	20.93	16.83	13.32	10.35	7.86
					P	7.89	7.42	6.87	6.24	5.56	4.86	4.16
				45	Q	25.98	21.27	17.21	13.72	10.75	8.24	6.14
					P	9.13	8.38	7.59	6.76	5.92	5.08	4.26
				55	Q	-	16.90	13.56	10.71	8.27	6.23	4.52
					P	-	9.24	8.23	7.22	6.22	5.25	4.32

Te : Evaporating Temp Tc : Condensing Temp Q : Cooling Capacity (kw) P : Power Input (w)



CONDENSING UNITS

LOW TEMPERATURE

Model	Compressor			Tc (°C)	Te (°C)							
	Type	HP	Max Operating Current (A)		0	-5	-10	-15	-20	-25	-30	
CDU-BZ-L9Z	4TE-9Y	9(8)	19.9	35	Q	37.71	31.08	25.37	20.47	16.29	12.75	9.77
					P	9.49	8.98	8.35	7.63	6.84	6.03	5.20
				45	Q	31.49	25.86	21.00	16.83	13.28	10.28	7.76
					P	11.00	10.18	9.28	8.32	7.34	6.35	5.38
				55	Q	-	20.60	16.63	13.22	10.31	7.87	5.82
					P	-	11.22	10.07	8.90	7.73	6.58	5.49
CDU-BZ-L12Z	4PE-12Y	12(10)	22.7	35	Q	43.59	35.78	29.07	23.32	18.43	14.29	10.83
					P	10.66	10.08	9.36	8.54	7.64	6.69	5.73
				45	Q	36.19	29.56	23.85	18.96	14.81	11.32	8.41
					P	12.22	11.29	10.27	9.17	8.03	6.88	5.74
				55	Q	-	23.24	18.59	14.62	11.25	8.42	6.07
					P	-	12.20	10.89	9.54	8.18	6.83	5.54
CDU-BZ-L14Z	4NE-14Y	14(12)	26.6	35	Q	51.35	42.30	34.51	27.83	22.14	17.33	13.29
					P	12.72	12.08	11.28	10.36	9.33	8.25	7.14
				45	Q	42.91	35.21	28.57	22.88	18.04	13.95	10.53
					P	14.66	13.63	12.48	11.23	9.92	8.58	7.24
				55	Q	-	27.82	22.42	17.79	13.85	10.53	7.77
					P	-	14.77	13.28	11.73	10.14	8.56	7.02
CDU-BZ-L18Z	4HE-18Y	18(15)	36.7	35	Q	67.50	56.16	46.33	37.81	30.48	24.20	18.85
					P	17.13	16.24	15.18	14.00	12.71	11.36	9.98
				45	Q	56.90	47.23	38.82	31.53	25.26	19.89	15.32
					P	19.77	18.39	16.89	15.30	13.66	12.00	10.35
				55	Q	-	37.96	31.08	25.11	19.97	15.57	11.84
					P	-	20.20	18.24	16.28	14.31	12.36	10.47
CDU-BZ-L23Z	4GE-23Y	23(20)	43.9	35	Q	77.85	64.87	53.61	43.87	35.47	28.28	22.16
					P	20.50	19.35	18.04	16.58	15.03	13.41	11.78
				45	Q	65.59	54.58	45.00	36.71	29.56	23.44	18.25
					P	23.70	22.00	20.10	18.21	16.24	14.27	12.33
				55	Q	-	43.85	36.08	29.34	23.53	18.55	14.33
					P	-	24.20	21.80	19.47	17.12	14.82	12.61

Te : Evaporating Temp Tc : Condensing Temp Q : Cooling Capacity (kw) P : Power Input (w)



CONDENSING UNITS

MEDIUM TEMPERATURE

Model	Compressor			Tc (°C)	Te (°C)							
	Type	HP	Max Operating Current (A)		5	0	-5	-10	-15	-20	-25	
CDU-BZ-M5Z	4FES-5Y	5	10.8	35	Q	19.45	16.19	13.38	10.96	8.88	7.12	5.63
					P	4.10	4.02	3.87	3.67	3.43	3.15	2.85
				45	Q	16.12	13.44	11.11	9.10	7.37	5.89	4.64
					P	4.82	4.62	4.38	4.09	3.76	3.41	3.04
				55	Q	12.64	10.55	8.73	7.14	5.77	4.60	3.59
					P	5.38	5.09	4.75	4.38	3.98	3.55	3.11
CDU-BZ-M6Z	4EES-6Y	6	13.6	35	Q	24.43	20.33	16.79	13.74	11.13	8.90	7.01
					P	5.23	5.10	4.89	4.62	4.29	3.92	3.52
				45	Q	20.34	16.93	13.96	11.41	9.21	7.33	5.74
					P	6.17	5.89	5.54	5.14	4.70	4.22	3.72
				55	Q	16.08	13.38	11.02	8.98	7.21	5.70	4.41
					P	6.92	6.51	6.04	5.52	4.96	4.39	3.80
CDU-BZ-M7Z	4DES-7Y	7	16.5	35	Q	29.17	24.34	20.15	16.54	13.44	10.79	8.54
					P	6.23	6.08	5.84	5.52	5.14	4.70	4.24
				45	Q	24.53	20.44	16.89	13.83	11.19	8.94	7.03
					P	7.34	7.02	6.62	6.16	5.64	5.09	4.51
				55	Q	19.68	16.38	13.51	11.02	8.87	7.04	5.49
					P	8.27	7.80	7.25	6.65	6.01	5.35	4.67
CDU-BZ-M9Z	4CES-9Y	9	20.2	35	Q	35.31	29.45	24.37	19.99	16.22	13.00	10.25
					P	7.69	7.48	7.16	6.73	6.23	5.67	5.06
				45	Q	29.87	24.84	20.48	16.72	13.49	10.73	8.39
					P	9.11	8.67	8.13	7.51	6.82	6.10	5.36
				55	Q	24.24	20.11	16.52	13.42	10.75	8.48	6.57
					P	10.33	9.67	8.92	8.12	7.28	6.41	5.54
CDU-BZ-M10Z	4VE-10Y	10	19.9	35	Q	37.83	31.36	25.76	20.97	16.85	13.34	10.37
					P	7.85	7.57	7.17	6.68	6.11	5.49	4.83
				45	Q	31.56	26.07	21.32	17.23	13.73	10.76	8.25
					P	9.16	8.63	8.01	7.32	6.58	5.80	5.02
				55	Q	25.22	20.75	16.88	13.55	10.69	8.27	6.23
					P	10.30	9.53	8.71	7.84	6.94	6.03	5.13

Te : Evaporating Temp Tc : Condensing Temp Q : Cooling Capacity (kw) P : Power Input (w)



CONDENSING UNITS

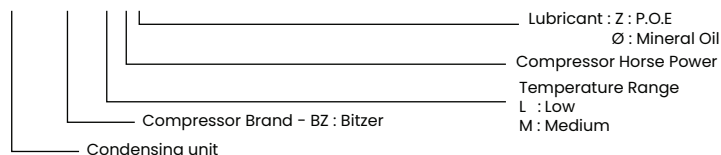
MEDIUM TEMPERATURE

Model	Compressor			Tc (°C)	Te (°C)							
	Type	HP	Max Operating Current (A)		5	0	-5	-10	-15	-20	-25	
CDU-BZ-M12Z	4TE-12Y	12	25.1	35	Q	45.46	37.74	31.09	25.35	20.44	16.25	12.71
					P	9.56	9.23	8.76	8.16	7.48	6.73	5.95
				45	Q	38.04	31.49	25.83	20.96	16.78	13.23	10.23
					P	11.23	10.60	9.86	9.02	8.13	7.19	6.25
				55	Q	30.53	25.20	20.58	16.60	13.19	10.30	7.86
					P	12.70	11.80	10.81	9.75	8.67	7.57	6.49
CDU-BZ-M15Z	4PE-15Y	15	28.7	35	Q	52.57	43.51	35.69	28.97	23.22	18.32	14.19
					P	11.00	10.59	10.01	9.29	8.47	7.58	6.64
				45	Q	43.76	36.07	29.42	23.71	18.83	14.69	11.21
					P	12.83	12.07	11.17	10.17	9.09	7.97	6.84
				55	Q	34.87	28.62	23.20	18.55	14.57	11.21	8.39
					P	14.39	13.30	12.11	10.84	9.53	8.22	6.92
CDU-BZ-M20Z	4NE-20Y	20	33.2	35	Q	61.99	51.46	42.38	34.57	27.87	22.17	17.35
					P	12.90	12.46	11.83	11.04	10.12	9.12	8.07
				45	Q	51.90	42.96	35.24	28.59	22.91	18.07	14.00
					P	15.16	14.32	13.32	12.20	11.00	9.75	8.49
				55	Q	41.67	34.40	28.10	22.67	18.03	14.09	10.78
					P	17.16	15.95	14.61	13.20	11.74	10.28	8.83
CDU-BZ-M25Z	4HE-25Y	25	44	35	Q	79.87	66.84	55.51	45.68	37.18	29.87	23.60
					P	17.15	16.50	15.66	14.66	13.53	12.31	11.01
				45	Q	67.24	56.15	46.49	38.10	30.83	24.58	19.22
					P	19.98	18.87	17.59	16.19	14.70	13.14	11.55
				55	Q	54.05	45.06	37.18	30.32	24.36	19.24	14.86
					P	22.30	20.80	19.12	17.36	15.52	13.66	11.80
CDU-BZ-M30Z	4GE-30Y	30	51.2	35	Q	91.63	76.71	63.75	52.51	42.79	34.42	27.26
					P	19.98	19.17	18.16	16.97	15.65	14.22	12.72
				45	Q	76.94	64.33	53.33	43.78	35.51	28.40	22.31
					P	23.10	21.80	20.30	18.71	16.99	15.20	13.38
				55	Q	61.56	51.41	42.52	34.78	28.06	22.28	17.34
					P	25.70	23.90	22.00	20.00	17.95	15.83	13.72

Te : Evaporating Temp Tc : Condensing Temp Q : Cooling Capacity (kw) P : Power Input (w)

Model Nomenclature

CDU-BZ-M9Z





Line @CIGCARE